

The Raccoon and the Golden Nugget

One morning, a hungry raccoon was digging in the ground. He was trying to find something delicious to eat for his breakfast. As he was searching through the ground, he found a shiny and valuable golden nugget!

A bird flying nearby saw the golden nugget and yelled out to the raccoon, "You'd better be quick and hide that piece of gold before someone takes it! It will be worth a lot of money!"

The raccoon replied to the bird, "I know this gold might be valuable to some people, but I am very hungry. I would rather find myself something nice to eat."

The disappointed bird flew away while the hungry raccoon continued searching for some food.

Moral: Gold can't satisfy hunger.



The Raccoon and the Golden Nugget

1. Who do you think the author wrote this story for? Explain why you think it was written for that audience.
2. Why do you think the author decided to include the flying bird in the story?
3. What do you think are the author's views on money? What part of the story made you think this?
4. Explain in your own words the moral of this story.

CRAZY CREATIVE CHALLENGE

- What do you think happens next? Continue writing and create an ending to the story.
- What does the bird do?
- What happens to the gold nugget?
- Does the raccoon find something to eat?



The Raccoon and the Golden Nugget

Name _____

Date _____

1. Who do you think the author wrote this story for? Explain why you think it was written for that audience.

2. Why do you think the author decided to include the flying bird in the story?

3. What do you think are the author's views on money? Explain why you think this, using examples from the story.

4. Explain in your own words the moral of this story.

Word Work Grid

Complete each of the activities in this grid. Write the date you completed each activity on the line provided.

<p>Syllable Sort Write your spelling words in order from the least amount of syllables to the most. Words with the same number of syllables should be in alphabetical order.</p> <p>Date: _____</p>	<p>Odd One Out For each of your spelling words, write four words. One is your spelling word, two relate to your spelling word and one is the odd word out that doesn't fit with the other two.</p> <p>Date: _____</p>	<p>Wacky Words On a sheet of paper, write your spelling words in different directions, filling up the whole sheet. Use different colours and types of writing for each word.</p> <p>Date: _____</p>	<p>Word Detective Write three clues about each of your spelling words. Ask someone to try to guess your spelling words using your clues.</p> <p>Date: _____</p>	<p>Digging in the Dictionary Use a dictionary to find the definition and write a sentence for each of your spelling words.</p> <p>Date: _____</p>
<p>Rhyming Wheels Think of as many words as you can that rhyme with your spelling words.</p> <p>Date: _____</p>	<p>Alliteration Write a sentence for each of your spelling words using as much alliteration as possible.</p> <p>Date: _____</p>	<p>Sentence Smart Write a sentence for each of your spelling words.</p> <p>Date: _____</p>	<p>Story Time Write a story using as many of your spelling words as you can. Underline each of your spelling words.</p> <p>Date: _____</p>	<p>Sort Them Out Sort the words on your spelling list into three different categories of your choice.</p> <p>Date: _____</p>
<p>Word Search Create your own word search using all the words on your spelling list.</p> <p>Date: _____</p>	<p>Handwriting Hero Write out your spelling words in your very best cursive hand writing.</p> <p>Date: _____</p>	<p>Letter Lingo Write a letter to a friend. Use as many spelling words in your letter as you can.</p> <p>Date: _____</p>	<p>Words Within Words Make a list of as many smaller words as you can find from your spelling list.</p> <p>Date: _____</p>	<p>Code Breaker Use the code guide to make a code for each of your spelling words.</p> <p>Date: _____</p>

Spelling Lists

List 1

the red
to where
and jump
a away
I here
you help
it make
in yellow
said two
for play
up run
look find
is three
go funny
we
little
down
can
see
not
one
my
me
big
come
blue

List 2

he now
was no
that came
she ride
on into
they good
but want
at too
with pretty
all four
there saw
out well
be ran
have brown
am eat
do who
did new
what must
so black
get white
like soon
this our
will ate
yes say
went under
are please

List 3

of think
his let
had going
him walk
her again
some may
as stop
then fly
could round
when give
were once
them open
ask has
an live
over thank
just
from
any
how
know
put
take
every
old
by
after

List 4

would gave
very us
your buy
its those
around use
don't fast
right pull
green both
their sit
call which
sleep read
five why
wash found
or because
before best
been upon
off these
cold sing
tell wish
work many
first
does
goes
write
always
made

List 5

if cut
long kind
about fall
got carry
six small
never own
seven show
eight hot
today far
myself draw
much clean
keep grow
try together
start shall
ten laugh
bring
drink
only
better
hold
warm
full
done
light
pick
hurt


Name: _____

Date: _____

Crossword

_____	_____
_____	_____
_____	_____
_____	_____
_____	_____
_____	_____
_____	_____
_____	_____
_____	_____
_____	_____

GRAMMAR CROSSWORD



- * Abstract Noun
- * Acronym
- * Adjective
- * Adverb
- * Alliteration
- * Antonym
- * Common Noun
- * Conjunctions
- * Contraction
- * Noun
- * Pronoun
- * Proper Noun
- * Rhetorical Question
- * Simile
- * Verb

ACROSS CLUES

3. A doing word.
6. The repetition of the same sound at the beginning of words.
7. Words standing in place of a noun - I, she, we, us.
8. A word formed from the initial letters of other words - ANZAC.
10. Shortened word or words - it is and it's.
11. Words that add meaning to the verb on how, when, where or for how long something is happening.
12. Joining words - and, because, so.
13. Words that are opposite in meaning - hot and cold.
14. Names of everyday things - chair, car, shoes.

DOWN CLUES








1. Something you cannot taste, touch, hear, smell or see - honesty or courage.
2. The given name of people, places, objects and events - James, Australia.
4. A question where an answer is not expected.
5. A phrase that shows the likeness between two things.
6. Describing words for a person, place or thing.
9. Names a person, animal, place or thing.

Professor Fizz's Potion - Editing

Add editing marks to text. There are 20 errors.

professor fizz clutched the miracle potion in his gloved hand. for many days and nights, he had been trying to purfect this recipe. Now that the brew was exactly write, it was time for a test removing his gloves, he pulled the cork from the top of the bubling beaker. In one gulp, he drunk the entire potion and waited


Almost immediatly Professor Fizz began to feel verry strange. In a matter of seconds, his eyes started to feel very hot The hairs on his arms and legs started to twich. While that were happening, he heard a strange whistling sound comming from inside his ears. professor Fizz hoped that he wouldnt have any more strange re-actions to his potion

Editing Marks:	
Capital letter	
End punctuation	
Insert a word	
Change to lower case	
Take something out	
Check spelling	
New paragraph	


Re-write the text correctly:

Lined writing paper with 20 horizontal lines.


Name: _____ Date: _____





1 x Colour Fun!



Find the answer to the multiplication number sentence and then colour that section the corresponding colour.



- | | | |
|-----------------------------------|---------------------------------------|---|
| <input type="checkbox"/> 1 white | <input type="checkbox"/> 5 yellow | <input type="checkbox"/> 9 pink |
| <input type="checkbox"/> 2 black | <input type="checkbox"/> 6 dark green | <input type="checkbox"/> 10 light blue |
| <input type="checkbox"/> 3 red | <input type="checkbox"/> 7 dark blue | <input type="checkbox"/> 11 light green |
| <input type="checkbox"/> 4 orange | <input type="checkbox"/> 8 purple | <input type="checkbox"/> 12 brown |



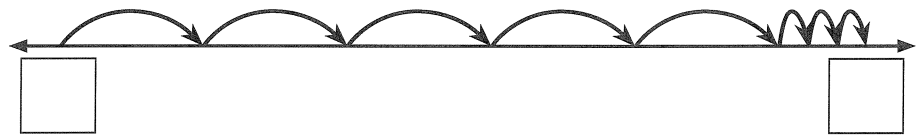
Addition mental strategies – jump strategy


3 Below are some number lines that only show the jumps. Complete the number line for the problem that matches and then write the complete problem.


$$187 + 54$$

$$179 + 62$$

$$78 + 53$$

a $\square + \square = \square$ 


b $\square + \square = \square$ 

c $\square + \square = \square$ 

4 Use the jump strategy to add these:

Cupcake sales				
Day	Red velvet	Lemon drop	Coconut	Chocolate
Saturday	165	82	55	135
Sunday	43	98	65	36

a How many red velvet cupcakes were sold over the weekend?

$\square + \square = \square$ 

b How many lemon drop and coconut cupcakes were sold on Saturday?

$\square + \square = \square$ 

c How many chocolate cupcakes were sold over the weekend?

$\square + \square = \square$ 