

Ice Hockey

Ice hockey is an international team sport played between two teams of six players each. It is played on a rectangular ice surface called a 'rink'. The rink is divided into four zones – the neutral, defending, attacking and offensive zones. There is also a red line in the middle to divide the rink in half for 'icing' violations.

The aim of ice hockey is to score points by hitting a puck with a stick into the opponent's goal. An ice hockey game is divided into three 20-minute periods.

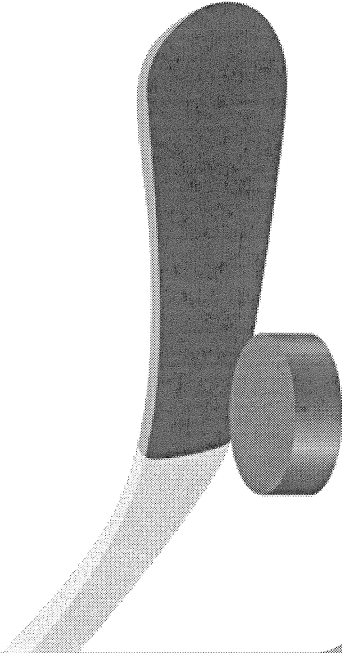
To play ice hockey, the following equipment is required:

Puck – The puck is a black round disc made out of rubber.

Hockey sticks – Each player needs a hockey stick to retrieve, control, carry, pass and shoot the puck.

Ice skates – Each player needs ice skates to skate on the ice.

Protective equipment – To ensure players are safe during a game, they need to wear a jersey, gloves, helmet, pants and socks, as well as shoulder, elbow and shin pads.



Ice Hockey

1. In the text, the word **score** means
 - a) a piece of music.
 - b) the number of points achieved in a game.
 - c) a group of twenty people.
2. *The aim is to score points by hitting a puck with a stick.*
Write a sentence using the word **stick** in another way.
3. *Each player needs a hockey stick to shoot the puck.*
What is another word that could have been used instead of **shoot**?
4. *A red line divides the rink in half for 'icing' violations.*
In your own words, what does **violations** mean?

CRAZY CREATIVE CHALLENGE

Design and create your own jersey to wear at an ice hockey game.

Think of a name and a mascot for your team.

Name _____

Date _____

Ice Hockey

1. In the text, the word **score** means
- a) a piece of music.
 - b) the number of points achieved in a game.
 - c) a group of twenty people.

2. *The aim is to score points by hitting a puck with a stick.*
Write a sentence using the word **stick** in another way.

3. *Each player needs a hockey stick to shoot the puck.*
What is another word that could have been used instead of **shoot**?

4. *A red line divides the rink in half for 'icing' violations.*
In your own words, what does **violations** mean?



Word Work Grid

Complete each of the activities in this grid. Write the date you completed each activity on the line provided.

<p>Syllable Sort Write your spelling words in order from the least amount of syllables to the most. Words with the same number of syllables should be in alphabetical order.</p> <p>Date: _____</p>	<p>Odd One Out For each of your spelling words, write four words. One is your spelling word, two relate to your spelling word and one is the odd word out that doesn't fit with the other two.</p> <p>Date: _____</p>	<p>Wacky Words On a sheet of paper, write your spelling words in different directions, filling up the whole sheet. Use different colours and types of writing for each word.</p> <p>Date: _____</p>	<p>Word Detective Write three clues about each of your spelling words. Ask someone to try to guess your spelling words using your clues.</p> <p>Date: _____</p>	<p>Digging in the Dictionary Use a dictionary to find the definition and write a sentence for each of your spelling words.</p> <p>Date: _____</p>
<p>Rhyming Wheels Think of as many words as you can that rhyme with your spelling words.</p> <p>Date: _____</p>	<p>Alliteration Write a sentence for each of your spelling words using as much alliteration as possible.</p> <p>Date: _____</p>	<p>Sentence Smart Write a sentence for each of your spelling words.</p> <p>Date: _____</p>	<p>Story Time Write a story using as many of your spelling words as you can. Underline each of your spelling words.</p> <p>Date: _____</p>	<p>Sort Them Out Sort the words on your spelling list into three different categories of your choice.</p> <p>Date: _____</p>
<p>Word Search Create your own word search using all the words on your spelling list.</p> <p>Date: _____</p>	<p>Handwriting Hero Write out your spelling words in your very best cursive hand writing.</p> <p>Date: _____</p>	<p>Letter Lingo Write a letter to a friend. Use as many spelling words in your letter as you can.</p> <p>Date: _____</p>	<p>Words Within Words Make a list of as many smaller words as you can find from your spelling list.</p> <p>Date: _____</p>	<p>Code Breaker Use the code guide to make a code for each of your spelling words.</p> <p>Date: _____</p>

Spelling Lists

List 1

the red where
to jump
and away
a here
I help
you make
it yellow
in two
said play
for run
up find
look three
is funny
go
we
little
down
can
see
not
one
my
me
big
come
blue

List 2

he now
was no
that came
she ride
on into
they good
but want
at too
with pretty
all four
there saw
out well
be ran
have brown
am eat
do who
did new
what must
so black
get white
like soon
this our
will ate
yes say
went under
are please

List 3

of think
his let
had going
him walk
her again
some may
as stop
then fly
could round
when give
were once
them open
ask has
an live
over thank
just
from
any
how
know
put
take
every
old
by
after

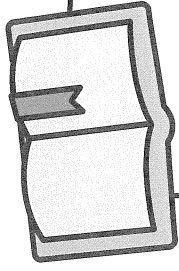
List 4

would gave
very us
your buy
its those
around use
don't fast
right pull
green both
their sit
call which
sleep read
five why
wash found
or because
before best
been upon
off these
cold sing
tell wish
work many
first
does
goes
write
always
made

List 5

if cut
long kind
about fall
got carry
six small
never own
seven show
eight hot
today far
myself draw
much clean
keep grow
try together
start shall
ten laugh
bring
drink
only
better
hold
warm
full
done
light
pick
hurt

BOOK REVIEW



Book summary:

TITLE: _____

AUTHOR: _____

GENRE: _____

TIME ERA: _____

LOCATION: _____

MAIN CHARACTERS: _____

Favourite Character:

Gender: _____

Age: _____

Close Relationships: _____

Explain why this character is your favourite: _____

Favourite part:

Name: _____

Date: _____

Word Worth

A ₁	B ₃	C ₃	D ₂	E ₁	F ₄	G ₂
H ₄	I ₁	J ₆	K ₅	L ₃	M ₃	N ₁
O ₁	P ₃	Q ₁₀	R ₂	S ₁	T ₁	U ₁
V ₄	W ₄	X ₈	Y ₄	Z ₁₀		

Multiplication facts – 2 and 4 times tables

Now for the 4 times table. The 4 times table is just double the 2 times table. This is handy to remember if you forget a 4 times table fact.

5 The 2 times table should be easier, so complete it first. Then double each of the 2 times table facts to get the 4 times table facts:

$1 \times 2 =$	<input type="text"/>	$1 \times 4 =$	<input type="text"/>
$2 \times 2 =$	<input type="text"/>	$2 \times 4 =$	<input type="text"/>
$3 \times 2 =$	<input type="text"/>	$3 \times 4 =$	<input type="text"/>
$4 \times 2 =$	<input type="text"/>	$4 \times 4 =$	<input type="text"/>
$5 \times 2 =$	<input type="text"/>	$5 \times 4 =$	<input type="text"/>
$6 \times 2 =$	<input type="text"/>	$6 \times 4 =$	<input type="text"/>
$7 \times 2 =$	<input type="text"/>	$7 \times 4 =$	<input type="text"/>
$8 \times 2 =$	<input type="text"/>	$8 \times 4 =$	<input type="text"/>
$9 \times 2 =$	<input type="text"/>	$9 \times 4 =$	<input type="text"/>
$10 \times 2 =$	<input type="text"/>	$10 \times 4 =$	<input type="text"/>

6 Write the missing numbers for these 4 times table facts:

a $\times 4 = 8$

b $\times 4 = 16$

c $\times 4 = 40$

d $\times 4 = 24$

e $\times 4 = 12$

f $\times 4 = 36$

g $\times 4 = 20$

h $\times 4 = 28$

7 Use the hint to get the answer. Then fill in the missing digit to make the 4 times table fact complete:

a **Hint: Double 16**

$\times 4 =$

b **Hint: Double 12**

$\times 4 =$


c **Hint: Double 18**

$\times 4 =$

8 Look at the numbers in the grid and circle 3 numbers that would make a multiplication fact. Look for $\times 2$ and $\times 4$ facts. They are either left to right or top to bottom. The first one has been done for you. There are 10 to find.

4	3	12	4	8	32
4	1	3	2	7	1
16	5	3	8	2	9
3	4	6	24	14	4
2	8	16	7	9	36
9	2	18	10	2	20

19. There are 88 elephants in the herd. 36 are male adults and 23 are children of which 10 are male. How many females are there in the herd?



20. On Monday, Jose had 198 apples, 139 oranges, and 55 pears available at his shop. That day, he sold 15 apples, 22 oranges, and 18 pears. How many pieces of fruit were remaining on Tuesday?

