

## Getting Ready for the Party


"Marco, do you want Spiderman or Batman on the balloons?" asked Mum. I went with Spiderman - I think he is definitely my favourite superhero! The balloons were the last thing we needed to buy for the party.

When we got home, Mum and I started to decorate the house for the party. We put up the Spiderman balloons. Mum blew them up and I stuck them on the walls. We put balloons on our letterbox too, so that people knew where the party was.

Mum had made the most amazing cupcakes as well - green Hulk cupcakes, red Spiderman cupcakes and blue Superman cupcakes. She asked me to get them out of the fridge and put them on some plates. On the food table we also had fairy bread, fruit sticks and green slimy-looking jelly cups.

"Marco, it's time to get into your costume," Mum yelled from the kitchen. I bounced up the stairs. I was so excited that the day had finally arrived. I put on my costume just in time.

Ding dong. The first guest had arrived.



## Getting Ready for the Party

1. What is the theme of the party?  
Why do you think this?
2. Who is the party for?  
Why do you think this?
3. Why are they having a party?  
Why do you think this?
4. Predict what costume Marco is wearing.  
Give three reasons to support your view

### CRAZY CREATIVE CHALLENGE

If you were having a party, what theme would you pick?

Create an invitation to your party.

Name \_\_\_\_\_

Date \_\_\_\_\_

## Getting Ready for the Party

1. What is the theme of the party?  
Why do you think this?

---

---

---

---

2. Who is the party for?  
Why do you think this?

---

---

---

---

3. Why are they having a party?  
Why do you think this?

---

---

---

---

4. Predict what costume Marco is wearing.  
Give three reasons to support your view.

---

---

---

---

## Word Work Grid

Complete each of the activities in this grid. Write the date you completed each activity on the line provided.

<p><b>Syllable Sort</b> Write your spelling words in order from the least amount of syllables to the most. Words with the same number of syllables should be in alphabetical order.</p> <p>Date: _____</p>	<p><b>Odd One Out</b> For each of your spelling words, write four words. One is your spelling word, two relate to your spelling word and one is the odd word out that doesn't fit with the other two.</p> <p>Date: _____</p>	<p><b>Wacky Words</b> On a sheet of paper, write your spelling words in different directions, filling up the whole sheet. Use different colours and types of writing for each word.</p> <p>Date: _____</p>	<p><b>Word Detective</b> Write three clues about each of your spelling words. Ask someone to try to guess your spelling words using your clues.</p> <p>Date: _____</p>	<p><b>Digging in the Dictionary</b> Use a dictionary to find the definition and write a sentence for each of your spelling words.</p> <p>Date: _____</p>
<p><b>Rhyming Wheels</b> Think of as many words as you can that rhyme with your spelling words.</p> <p>Date: _____</p>	<p><b>Alliteration</b> Write a sentence for each of your spelling words using as much alliteration as possible.</p> <p>Date: _____</p>	<p><b>Sentence Smart</b> Write a sentence for each of your spelling words.</p> <p>Date: _____</p>	<p><b>Story Time</b> Write a story using as many of your spelling words as you can. Underline each of your spelling words.</p> <p>Date: _____</p>	<p><b>Sort Them Out</b> Sort the words on your spelling list into three different categories of your choice.</p> <p>Date: _____</p>
<p><b>Word Search</b> Create your own word search using all the words on your spelling list.</p> <p>Date: _____</p>	<p><b>Handwriting Hero</b> Write out your spelling words in your very best cursive hand writing.</p> <p>Date: _____</p>	<p><b>Letter Lingo</b> Write a letter to a friend. Use as many spelling words in your letter as you can.</p> <p>Date: _____</p>	<p><b>Words Within Words</b> Make a list of as many smaller words as you can find from your spelling list.</p> <p>Date: _____</p>	<p><b>Code Breaker</b> Use the code guide to make a code for each of your spelling words.</p> <p>Date: _____</p>

# Spelling Lists

## List 1

the red where  
to where  
and jump  
a away  
I here  
you help  
it make  
in yellow  
said two  
for play  
up run  
look find  
is three  
go funny  
we  
little  
down  
can  
see  
not  
one  
my  
me  
big  
come  
blue

## List 2

he now  
was no  
that came  
she ride  
on into  
they good  
but want  
at too  
with pretty  
all four  
there saw  
out well  
be ran  
have brown  
am eat  
do who  
did new  
what must  
so black  
get white  
like soon  
this our  
will ate  
yes say  
went under  
are please

## List 3

of think  
his let  
had going  
him walk  
her again  
some may  
as stop  
then fly  
could round  
when give  
were once  
them open  
ask has  
an live  
over thank  
just  
from  
any  
how  
know  
put  
take  
every  
old  
by  
after

## List 4

would gave  
very us  
your buy  
its those  
around use  
don't fast  
right pull  
green both  
their sit  
call which  
sleep read  
five why  
wash found  
or because  
before best  
been upon  
off these  
cold sing  
tell wish  
work many  
first  
does  
goes  
write  
always  
made

## List 5

if cut  
long kind  
about fall  
got carry  
six small  
never own  
seven show  
eight hot  
today far  
myself draw  
much clean  
keep grow  
try together  
start shall  
ten laugh  
bring  
drink  
only  
better  
hold  
warm  
full  
done  
light  
pick  
hurt

Name: \_\_\_\_\_

Date: \_\_\_\_\_


# Crossword


_____	_____
_____	_____
_____	_____
_____	_____
_____	_____
_____	_____
_____	_____
_____	_____
_____	_____
_____	_____

# Multiplication facts – 2 and 4 times tables

The 2 and 4 times tables are good facts to learn together.

1 Complete the skip counting pattern of 2:



2 Answer the 2 times table. One is in order, the other is mixed up.

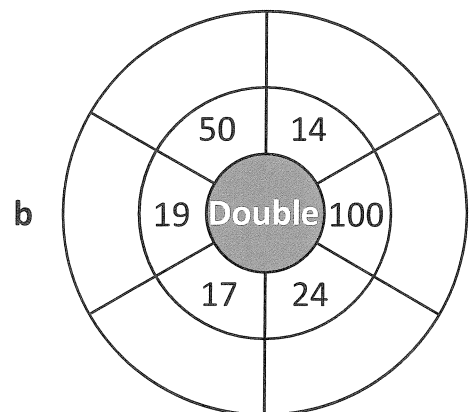
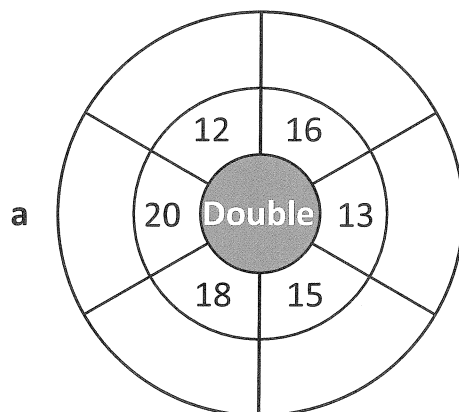
- $1 \times 2 = \square$
- $2 \times 2 = \square$
- $3 \times 2 = \square$
- $4 \times 2 = \square$
- $5 \times 2 = \square$
- $6 \times 2 = \square$
- $7 \times 2 = \square$
- $8 \times 2 = \square$
- $9 \times 2 = \square$
- $10 \times 2 = \square$

- $7 \times 2 = \square$
- $10 \times 2 = \square$
- $6 \times 2 = \square$
- $8 \times 2 = \square$
- $1 \times 2 = \square$
- $9 \times 2 = \square$
- $4 \times 2 = \square$
- $3 \times 2 = \square$
- $2 \times 2 = \square$
- $5 \times 2 = \square$


3 It is useful to be able to multiply numbers above 10 by 2. Try these:

- $11 \times 2 = \square$
- $12 \times 2 = \square$
- $13 \times 2 = \square$
- $14 \times 2 = \square$
- $15 \times 2 = \square$
- $16 \times 2 = \square$
- $17 \times 2 = \square$
- $18 \times 2 = \square$
- $19 \times 2 = \square$
- $20 \times 2 = \square$

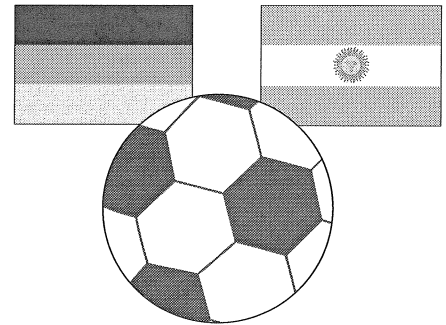
4 Complete these doubling wheels as quickly as you can. Multiplying by 2 is the same as doubling.



10. How many sandwiches were sold in total? 15 chicken were sold. Vegetarian sold 8 less than chicken. Beef was the most popular sandwich and sold 14 more than vegetarian.



11. A total of 96 239 fans attended the grand final of the World Cup. If 36 829 supported Germany and 48 293 supported Argentina, how many neutral supporters were in the stadium?



12. Susan loves sushi! She ordered a plate with 4 chicken and avocado rolls, 6 California rolls and 3 prawn rolls. Her second plate had two less of each. How many sushi rolls did she have in total?

