


## Nelly the Nurse

Nelly the Nurse worked at the Little Village Hospital, where she helped Doctor Donald look after the sick patients. The best part of her day was when she walked around the hospital to visit all the patients and give them a lollypop.

Sometimes Nelly the Nurse would wear a cape to work, so she could fly around the wards cheering everyone up. She would sing songs, tell jokes and make up silly stories for them. Some patients would laugh so much that their stitches would come apart! It didn't matter though; Nelly the Nurse would just stitch them back up again.

Doctor Donald enjoyed having Nelly the Nurse as his helper. He always gave her special jobs to do. Each year on her birthday, Doctor Donald would buy Nelly the Nurse a gigantic chocolate cake, just to show her that she was special.



## Nelly the Nurse

- Which of these statements **could not** really happen?
  - a nurse working at a hospital
  - a doctor looking after sick patients
  - a nurse giving sick patients a lollypop every day
- Which of these statements **could not** really happen?
  - a nurse wearing a cape
  - a nurse trying to cheer people up
  - a nurse flying
- Which of these statements **could** really happen?
  - a nurse making a patient split their stitches
  - a nurse getting a cake for her birthday
  - only having one nurse and one doctor in a hospital
- Is this story real or make-believe?

List three pieces of evidence to support your answer.

### CRAZY CREATIVE CHALLENGE

- Research hospital clowns and create a poster outlining what they do.

Name \_\_\_\_\_

Date \_\_\_\_\_

## Nelly the Nurse

1. Which of these statements **could not** really happen?
  - a) a nurse working at a hospital
  - b) a doctor looking after sick patients
  - c) a nurse giving sick patients a lollypop every day
2. Which of these statements **could** not really happen?
  - a) a nurse wearing a cape
  - b) a nurse trying to cheer people up
  - c) a nurse flying
3. Which of these statements **could** really happen?
  - a) a nurse making a patient split their stitches
  - b) a nurse getting a cake for her birthday
  - c) only having one nurse and one doctor in a hospital

4. Is this story real or make-believe?  
List three pieces of evidence to support your answer.

---

---

---

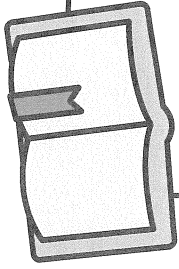
---

---

---

---

# BOOK REVIEW



*Book summary:*

TITLE: \_\_\_\_\_  
AUTHOR: \_\_\_\_\_  
GENRE: \_\_\_\_\_  
TIME ERA: \_\_\_\_\_  
LOCATION: \_\_\_\_\_  
MAIN CHARACTERS: \_\_\_\_\_

*Favourite Character:*

Gender: \_\_\_\_\_  
Age: \_\_\_\_\_  
Close Relationships: \_\_\_\_\_

Explain why this character is your favourite:

\_\_\_\_\_  
\_\_\_\_\_  
\_\_\_\_\_

*Favourite part:*

\_\_\_\_\_  
\_\_\_\_\_  
\_\_\_\_\_  
\_\_\_\_\_  
\_\_\_\_\_  
\_\_\_\_\_  
\_\_\_\_\_  
\_\_\_\_\_  
\_\_\_\_\_  
\_\_\_\_\_

## Word Work Grid

Complete each of the activities in this grid. Write the date you completed each activity on the line provided.

<p><b>Syllable Sort</b> Write your spelling words in order from the least amount of syllables to the most. Words with the same number of syllables should be in alphabetical order.</p> <p>Date: _____</p>	<p><b>Odd One Out</b> For each of your spelling words, write four words. One is your spelling word, two relate to your spelling word and one is the odd word out that doesn't fit with the other two.</p> <p>Date: _____</p>	<p><b>Wacky Words</b> On a sheet of paper, write your spelling words in different directions, filling up the whole sheet. Use different colours and types of writing for each word.</p> <p>Date: _____</p>	<p><b>Word Detective</b> Write three clues about each of your spelling words. Ask someone to try to guess your spelling words using your clues.</p> <p>Date: _____</p>	<p><b>Digging in the Dictionary</b> Use a dictionary to find the definition and write a sentence for each of your spelling words.</p> <p>Date: _____</p>
<p><b>Rhyming Wheels</b> Think of as many words as you can that rhyme with your spelling words.</p> <p>Date: _____</p>	<p><b>Alliteration</b> Write a sentence for each of your spelling words using as much alliteration as possible.</p> <p>Date: _____</p>	<p><b>Sentence Smart</b> Write a sentence for each of your spelling words.</p> <p>Date: _____</p>	<p><b>Story Time</b> Write a story using as many of your spelling words as you can. Underline each of your spelling words.</p> <p>Date: _____</p>	<p><b>Sort Them Out</b> Sort the words on your spelling list into three different categories of your choice.</p> <p>Date: _____</p>
<p><b>Word Search</b> Create your own word search using all the words on your spelling list.</p> <p>Date: _____</p>	<p><b>Handwriting Hero</b> Write out your spelling words in your very best cursive hand writing.</p> <p>Date: _____</p>	<p><b>Letter Lingo</b> Write a letter to a friend. Use as many spelling words in your letter as you can.</p> <p>Date: _____</p>	<p><b>Words Within Words</b> Make a list of as many smaller words as you can find from your spelling list.</p> <p>Date: _____</p>	<p><b>Code Breaker</b> Use the code guide to make a code for each of your spelling words.</p> <p>Date: _____</p>

## Spelling Lists

List 1

List 2

List 3

List 4

List 5

about  
after  
again  
an  
any  
as  
ask  
ate  
away  
been  
before  
best  
boy  
by  
call  
came  
could  
day  
down  
eat

every  
family  
find  
first  
from  
funny  
give  
going  
had  
have  
help  
her  
here  
him  
his  
how  
if  
into  
jump  
just

know  
let  
live  
long  
look  
man  
many  
may  
much  
must  
new  
now  
of  
off  
old  
one  
open  
or  
out  
over

play  
please  
pretty  
put  
read  
ride  
right  
round  
saw  
say  
some  
soon  
stop  
story  
take  
tell  
thank  
their  
them  
then

these  
think  
three  
two  
under  
us  
use  
very  
walk  
want  
well  
went  
were  
when  
where  
which  
why  
work  
would  
your

Name \_\_\_\_\_

Date \_\_\_\_\_

## Compound Sentences

Choose which coordinating conjunction works best to join the simple sentences together to make a compound sentence.

so	and
but	yet

I would like to go to the football game \_\_\_\_\_ I don't have a ticket.

Jane is coming over \_\_\_\_\_ we can go swimming in my pool.

The children went for a bushwalk \_\_\_\_\_ they saw many different types of birds.

I like orange juice \_\_\_\_\_ Susie likes apple juice.

It was late at night \_\_\_\_\_ the weather was hot.

Jack doesn't like to eat vegetables \_\_\_\_\_ he likes to eat meat.

**Rewrite the sentences below to create a compound sentence.**

The boy painted with blue paint. He painted with yellow paint.

---

---

---

Zack ran fast. Tom ran faster.

---

---

---

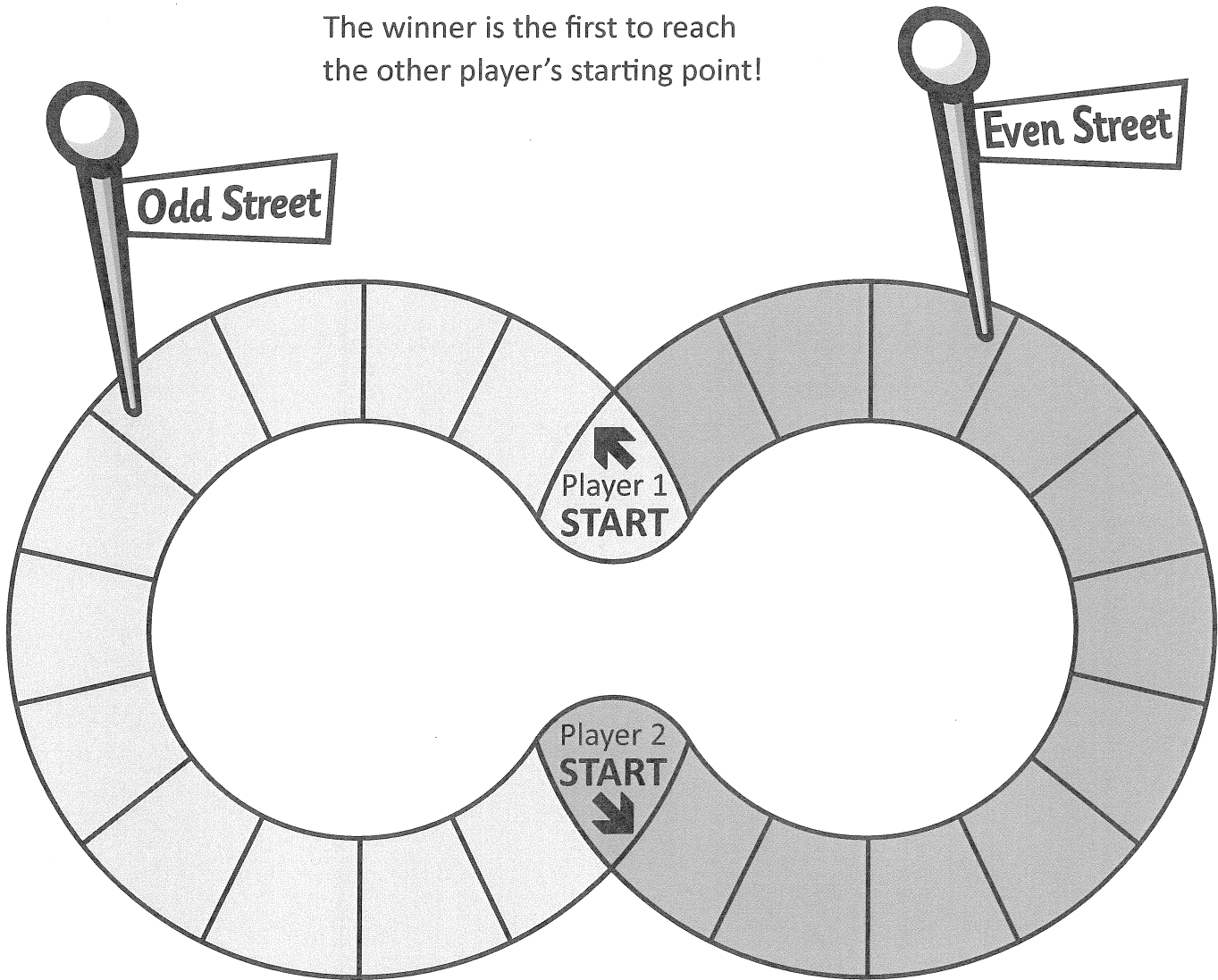


This is a game for 2 players. You need the game board below, 2 markers and a die.



Each player places their marker at Start. Player 1 follows Odd Street and Player 2 follows Even Street. Take turns rolling the die. If the number is odd, the player on Odd Street moves one space. If the number is even, the player on Even Street moves one space.

The winner is the first to reach the other player's starting point!

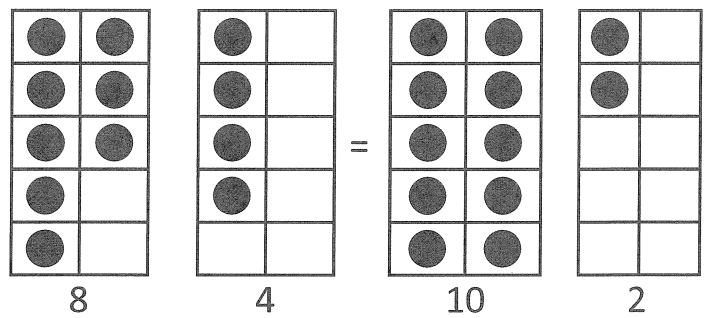


Play again with 2 dice and add the numbers.

# Addition mental strategies – bridge to ten

Bridge to ten is when we make the first number up to 10 and then add what is left.

Let's start by using ten frames:



$$8 + 4 = 10 + 2 = 12$$

- 1 Look carefully at the first set of ten frames. Bridge to ten on the second set and complete the addition.

a

$$8 + 6 = 10 + \square = \square$$

b

$$7 + 4 = 10 + \square = \square$$

c

$$9 + 5 = 10 + \square = \square$$

d

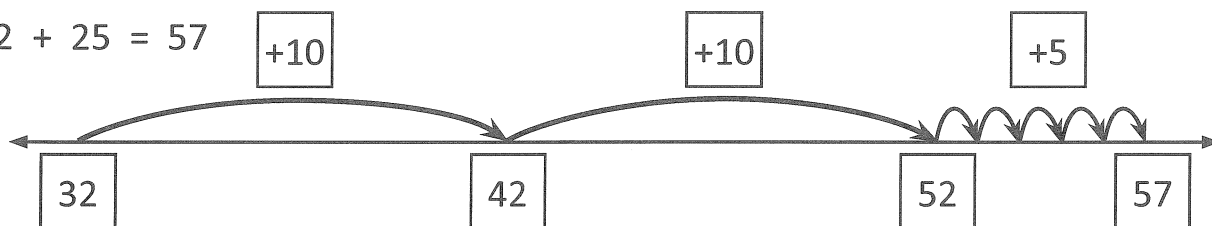
$$9 + 8 = 10 + \square = \square$$



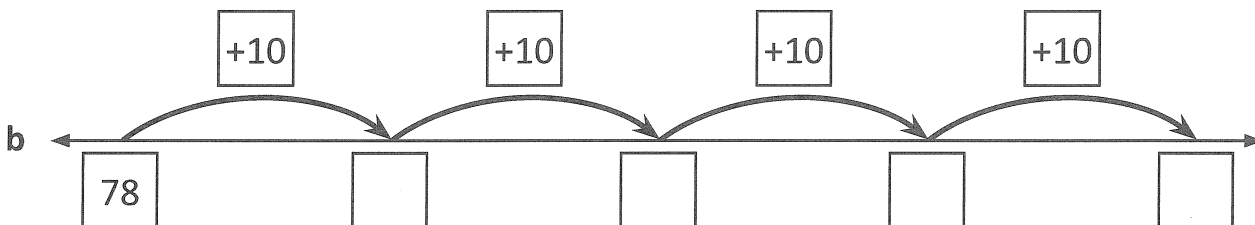
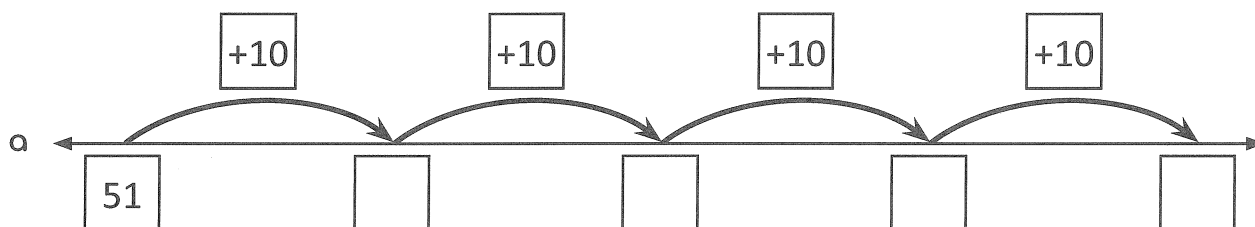
# Addition mental strategies – jump strategy

The jump strategy is when you use a number line to jump in tens and then units.

$32 + 25 = 57$



1 Practise jumping along the number line in tens:



2 Add these using the jump strategy. Show your working on each number line:

a  $57 + 35 = \square$

b  $54 + 28 = \square$

c  $62 + 35 = \square$