


LI: We are learning to describe what characters look like.

Draw, talk, write.

1. Draw a picture of a character in the box below. You may choose a monster, a character from a book or a character from a movie or TV show. Think about the size, shape, texture and colour.



2. Talk to a grown up about what your character looks like.

Remember to use:

- our sentence starters:


*(character's name) **has**.....*

*He/ She/ It **has***

- adjectives (describing words)
- pronouns (he/she/it)

LI: We are learning to describe what characters look like.

3. Write some sentences to describe your character.
Remember to use:



At school we would choose a different character each day to draw, talk and write about. You can do the same at home.

Numbers to 999 – counting from different starting points

1 Find a partner. Face each other. Choose one of the starting numbers from the list on the right and take turns saying the numbers until you reach the next hundred.

Say it like you are having an argument with each other OR you are having a conversation. Try it again using a different number and different expression.

134

241


331

423

750

838

922



2 Complete the number lines.

